

All Unex manufactured products are backed by a 7-Year Warranty. A producer of carton flow products since 1964, Unex has a nation-wide network of distributors selling its complete carton flow line.

**UNEX** UNEX MANUFACTURING, INC.  
 50 PROGRESS PLACE, JACKSON, NJ 08527  
 732-928-2800 • 1-800-695-SPAN (7726) • FAX: 732-928-2828  
 span@unex.com  
**The Authority on Carton Flow**

[www.unex.com](http://www.unex.com)

# RollerRack<sup>®</sup> by UNEX

PRE-ENGINEERED CARTON FLOW UNITS




- Complete Carton Flow Package—uprights, beams and track
- Easy to Assemble & Reconfigure—no hardware or tools!
- New SPAN-TRACK Design — adjustable end secures track to beam
- High Capacity, Durable  
50 lbs./linear ft.  
3000 lbs./level



**SPAN-TRACK**

by UNEX

the patented, original full-width roller flow track redesigned for Roller Rack!



The Authority on  
Carton Flow

# RollerRack by UNEX

## EASY AS 1...2...3 using standard 'mix & match' components

Easy to design for today & reconfigure in the future.



**1**

**Slotted Uprights** have keystone design for quick assembly.



**2**

**Boltless Beams** standard step beam fit into Upright slots.



**3**

**New Span-Track Design**

Full-width roller flow track with adjustable end drops in and secures to rack.



PLUS standard 'Add-On' accessories:

**Row Spacers** connect uprights for longer runs, deeper bays.



**Pick Tray** uses 18" uprights and is supported by Beams.



**Add-OnTray** bolts to front of uprights. Trays angle product for max view & access.

**Gravity Conveyor** front pick, feeder and take-away lines.




## SPAN-TRACK®

by UNEX



### LOW PROFILE

New Span-Track Design adjustable end secures track to beam




### DECK

Rests on front and rear beams. Push back design.



### HIGH PROFILE STRAIGHT

Installs on beams. Can overhang structure. Fully adjustable, uses retainer angles and tek screws.



### HIGH PROFILE KNUCKLE

Front end tilts toward picker. Installs on beams with retainer.

# Typical **RollerRack** Configurations

Create full case or split case pick bays with straight or contoured face in exactly the depth you need. Add a Pick Tray or conveyor. Or a Workbench for an instant assembly station.



**Full Case Pick, Double-Deep RollerRack**  
Low Profile Span-Track throughout



**Front Pick with Conveyor**  
Combines Low Profile and High Profile Span-Track



**Split Case with Pick Tray**



**Bay After Bay of Carton Flow**  
Unlimited flexibility...create a row or an entire floor



**Full Case with Layback**  
High Profile Span-Track–Straight & Knuckle

**All RollerRack packages include application engineering. Slotting (SKU) analysis also available.**

## **RollerRack** Specifications

### **RollerRack Size Range**

BEAM LENGTHS: 5' & 8'  
UPRIGHT DEPTHS: 18"  
UPRIGHT HEIGHT: 8'  
UNIT DEPTHS: 3' to 10'  
ROW SPACERS: galvanized sizes to fit application.

### **Maximum Track Load**

EACH SPAN-TRACK SECTION: 50 lbs/ft

### **Maximum RollerRack Framework Load**

Beams: 3,000 lbs per pair

### **Accessories**

PICK TRAY: 18" deep x 30", 2" or 4" lip  
ADD-ON PICK TRAY: 12" & 15" deep x 30"  
WORKBENCH: 12" & 18"  
CONVEYOR BRACKETS: Bolt to Uprights to support your conveyor system

LABEL HOLDER: Strip runs full width of bay – adheres to beam – holds labels (supplied) for SKU identification  
RETAINER ANGLE: Required for High Profile Span-Track installation – Angle runs full width of bay – screws onto front and rear beams.  
INFEEED GUIDES & GUARDRAILS

**7-YEAR 'PLATINUM' WARRANTY**